

JPMorgan Chase Bank, National Association

Structured Investments

Auto Callable Certificates of Deposit Linked to the J.P. Morgan Tech+ Dynamic BlendSM 5 Index due May 31, 2029

- The certificates of deposit (“CDs”) are designed for investors who seek an early exit prior to maturity at a premium, if, on any Review Date, the closing level of the J.P. Morgan Tech+ Dynamic BlendSM 5 Index, which we refer to as the Index, is at or above the applicable Call Value.
- The Call Value will be equal to a percentage of the Initial Value that increases progressively over the term of the CDs, starting with at most 102.50% of the Initial Value on the first Review Date and ending with at most 115.00% of the Initial Value on the final Review Date. See “Key Terms — Call Value” for additional information.
- The earliest date on which an automatic call may be initiated is May 25, 2023.
- The CDs are also designed for investors who seek exposure to any appreciation of the Index over the term of the CDs if the CDs have not been automatically called.
- Investors should be willing to forgo interest payments, while seeking full repayment of principal at maturity or upon an automatic call.
- The CDs are issued by JPMorgan Chase Bank, National Association (“JPMorgan Chase Bank”). The CDs are insured only within the limits and to the extent described in this term sheet and in the accompanying disclosure statement. See “Selected Risk Considerations — Risks Relating to the CDs Generally — Limitations on FDIC Insurance” in this term sheet. **Any payment on the CDs in excess of FDIC insurance limits is subject to the credit risk of JPMorgan Chase Bank.**
- Investing in the CDs is not equivalent to investing in a conventional CD or directly in the J.P. Morgan Tech+ Dynamic BlendSM 5 Index, any of its constituents or any of the futures contracts composing any of its constituents.
- Minimum denominations of \$1,000 and integral multiples thereof
- The CDs are expected to price on or about May 25, 2022 and are expected to settle on or about May 31, 2022.
- CUSIP: 48128WUY9
- JPMorgan Chase & Co., our parent company, and/or its affiliates have previously agreed to make unconditional and irrevocable donations to Start Small. Think Big., Inc. (“Start Small Think Big”), a nonprofit organization, to support one or several diverse entrepreneurship projects. These donations are not contingent on the sale of the CDs and will not impact the final terms of the CDs. ***We or our affiliates expect to realize profits for assuming risks inherent in hedging our obligations under the CDs. Some of these projected profits, if any, may be used to offset a portion of the donations.*** See “Supplemental Donation Information” in this term sheet.
- The issuance of the CDs and the related use of proceeds ***are not*** intended to comply with the Social Bond Principles, June 2021. See “Supplemental Donation Information” in this term sheet.

Investing in the CDs involves a number of risks. See “Risk Factors” beginning on page 7 of the accompanying disclosure statement, “Risk Factors” beginning on page US-3 of the accompanying underlying supplement and “Selected Risk Considerations” beginning on page TS-6 of this term sheet.

Issue Price: \$1,000 per \$1,000 CD

Fees and Discounts: J.P. Morgan Securities LLC, which we refer to as JPMS, and its affiliates will pay all of the selling commissions received from us to other affiliated or unaffiliated dealers. In no event will these selling commissions exceed \$42.75 per \$1,000 CD.

If the CDs priced today, the estimated value of the CDs as determined by JPMS would be approximately \$932.70 per \$1,000 CD. JPMS’s estimated value of the CDs, when the terms of the CDs are set, will be provided by JPMS in the disclosure supplement and will not be less than \$900.00 per \$1,000 CD. See “JPMS’s Estimated Value of the CDs” in this term sheet for additional information.

Our affiliate, JPMS, certain of its affiliates and other broker-dealers may use this term sheet and the accompanying disclosure statement and underlying supplement in connection with offers and sales of the CDs after the date hereof.

Key Terms

Index: The J.P. Morgan Tech+ Dynamic BlendSM 5 Index (Bloomberg ticker: JPUSNDB5 <Index>). The level of the Index reflects a deduction of 0.50% per annum that accrues daily.

Call Premium Amount: The Call Premium Amount with respect to each Review Date is set forth below:

- first Review Date: at least $5.80\% \times \$1,000$
- second Review Date: at least $11.60\% \times \$1,000$
- third Review Date: at least $17.40\% \times \$1,000$
- fourth Review Date: at least $23.20\% \times \$1,000$
- fifth Review Date: at least $29.00\% \times \$1,000$
- final Review Date: at least $34.80\% \times \$1,000$

(in each case, to be provided in the disclosure supplement)

Call Value: The Call Value for each Review Date is set forth below:

- first Review Date: at most 102.50% of its Initial Value
- second Review Date: at most 105.00% of its Initial Value
- third Review Date: at most 107.50% of its Initial Value
- fourth Review Date: at most 110.00% of its Initial Value
- fifth Review Date: at most 112.50% of its Initial Value
- final Review Date: at most 115.00% of its Initial Value

(in each case, to be provided in the disclosure supplement)

Participation Rate: 100.00%

Pricing Date: On or about May 25, 2022

Original Issue Date (Settlement Date): On or about May 31, 2022

Review Dates*: May 25, 2023, May 28, 2024, May 27, 2025, May 26, 2026, May 25, 2027 and May 25, 2028 (final Review Date)

Call Settlement Dates*: May 31, 2023, May 31, 2024, May 30, 2025, May 29, 2026, May 28, 2027 and May 31, 2028

Observation Date*: May 25, 2029

Maturity Date*: May 31, 2029

* Subject to postponement in the event of a market disruption event and as described under "Supplemental Terms of the CDs — Postponement of a Determination Date — CDs linked solely to the Index" in the accompanying underlying supplement and "General Terms of the CDs — Postponement of a Payment Date" in the accompanying disclosure statement

Automatic Call:

If the closing level of the Index on any Review Date is greater than or equal to the applicable Call Value, the CDs will be automatically called for a cash payment, for each \$1,000 CD, equal to (a) \$1,000 plus (b) the Call Premium Amount applicable to that Review Date, payable on the applicable Call Settlement Date. No further payments will be made on the CDs.

If the CDs are automatically called, you will not benefit from the Additional Amount feature that provides you with a positive return at maturity equal to Index Return times the Participation Rate if the Final Value is greater than the Initial Value. Because this feature does not apply to the payment upon an automatic call, the payment upon an automatic call may be significantly less than the payment at maturity for the same level of appreciation in the Index.

Payment at Maturity:

If the CDs have not been automatically called, at maturity, you will receive a cash payment, for each \$1,000 CD, of \$1,000 plus the Additional Amount, which may be zero. *Except for the applicable Call Premium Amount payable upon an automatic call, you will receive no other interest payments during the term of the CDs. If the CDs have not been automatically called, the repayment of your full principal amount applies only at maturity, subject to the credit risk of JPMorgan Chase Bank and applicable FDIC limits.*

Additional Amount: If the CDs have not been automatically called, the Additional Amount payable at maturity per \$1,000 CD will equal:

$\$1,000 \times \text{the Index Return} \times \text{the Participation Rate}$, provided that the Additional Amount will not be less than zero.

Index Return:

$$\frac{(\text{Final Value} - \text{Initial Value})}{\text{Initial Value}}$$

Initial Value: The closing level of the Index on the Pricing Date

Final Value: The closing level of the Index on the Observation Date

Early Withdrawals:

At par upon death or adjudication of incompetence of a beneficial holder of the CDs. For information about early withdrawals and the limitations on such early withdrawals, see "General Terms of the CDs — Additions and Withdrawals" in the accompanying disclosure statement.

The J.P. Morgan Tech+ Dynamic BlendSM 5 Index

The J.P. Morgan Tech+ Dynamic BlendSM 5 Index (the “Index”) was developed and is maintained and calculated by J.P. Morgan Securities LLC (“JPMS”). The Index has been calculated on a “live” basis (*i.e.*, using real-time data) since March 2, 2022. The Index is reported by Bloomberg L.P. under the ticker symbol “JPUSNDB5 Index.”

The Index attempts to provide a dynamic rules-based allocation to the J.P. Morgan US Q Equities Futures Index (the “Equity Constituent”) and the J.P. Morgan 2Y US Treasury Futures Index (the “Bond Constituent” and, together with the Equity Constituent, the “Portfolio Constituents”) while targeting a level volatility of 5.0% (the “Target Volatility”). The Index tracks the return of (a) a notional dynamic portfolio consisting of the Equity Constituent and the Bond Constituent, less (b) the daily deduction of 0.50% per annum (the “Index Deduction”). Each futures contract underlying a Portfolio Constituent as of a particular time is referred to as an “Underlying Futures Contract.”

- The Equity Constituent is an excess return index that tracks the return of a notional rolling futures position in futures contracts on the NASDAQ-100 Index[®]. For additional information about the Equity Constituent, see “Background on the J.P. Morgan Futures Indices” in the accompanying underlying supplement.
- The Bond Constituent is an excess return index that tracks the return of a notional rolling futures position in futures contracts on 2-Year U.S. treasury notes. For additional information about the Bond Constituent, see “Background on the J.P. Morgan Futures Indices” in the accompanying underlying supplement.

The Index provides a diversified exposure that rebalances daily based on measures of market risk and diversification to attempt to deliver stable volatility over time.

Considerations Relating to the Volatility of the Portfolio Constituents. Under normal market conditions, the Equity Constituent’s realized volatility has tended to be relatively more variable than the Bond Constituent’s realized volatility. Consequently, and because the Index seeks to maintain an annualized realized volatility approximately equal to the Target Volatility, the Index methodology may be more likely to shift exposure from the Equity Constituent to the Bond Constituent during periods of relatively higher market volatility and to shift exposure from the Bond Constituent to the Equity Constituent under normal market conditions exhibiting relatively lower market volatility.

In general, equity markets have historically been more likely to outperform fixed-income markets during periods of relatively lower market volatility and to underperform fixed-income markets during periods of relatively higher market volatility. However, there can be no assurance that the Index allocation strategy will achieve its intended results or that the Index will outperform any alternative index or strategy that might reference the Portfolio Constituents. Past performance should not be considered indicative of future performance.

In any initial selection between two eligible notional portfolios, the Index will select the portfolio that has the higher allocation to the Portfolio Constituent with a higher realized volatility, as described below, which generally will cause the Equity Constituent to receive a higher allocation than if the portfolio that has the higher allocation to the Portfolio Constituent with a lower realized volatility were selected.

Furthermore, under normal market conditions, the Equity Constituent’s realized volatility tends to be significantly higher than the Bond Constituent’s realized volatility. Under such circumstances and because the Target Volatility is 5.0%, the Index is generally expected to be more heavily weighted towards the Bond Constituent. Past performance should not be considered indicative of future performance. Under circumstances where the Equity Constituent’s realized volatility is significantly higher than that of the Bond Constituent, the performance of the Index is expected to be influenced to a greater extent by the performance of the Equity Constituent than by the performance of the Bond Constituent, unless the weight of the Bond Constituent is significantly greater than the weight of the Equity Constituent.

Consequently, even in cases where the allocation to the Bond Constituent is greater than the allocation to the Equity Constituent, the Index may be influenced to a greater extent by the performance of the Equity Constituent than by the performance of the Bond Constituent because, under some conditions, the greater allocation to the Bond Constituent will not be sufficiently large to offset the greater realized volatility of the Equity Constituent.

Calculating the level of the Index. On any given day, the closing level of the Index reflects (a) the weighted return performance of the Portfolio Constituents less (b) the 0.50% per annum daily Index Deduction. The Index Level was set equal to 100.00 on May 9, 1996, the base date of the Index. The Index is an “excess return” index because, through the Portfolio Constituents, it provides notional exposure to futures contract returns that reflect changes in the price of those futures contracts, as well as their “roll” returns described below. The Index is not a “total return” index because it does not reflect interest that could be earned on funds notionally committed to the trading of futures contracts.

No assurance can be given that the investment strategy used to construct the Index will achieve its intended results or that the Index will be successful or will outperform any alternative index or strategy that might reference the Portfolio Constituents. Furthermore, no assurance can be given that the realized volatility of the Index will approximate the Target Volatility. The actual realized volatility of the Index may be greater or less than the Target Volatility.

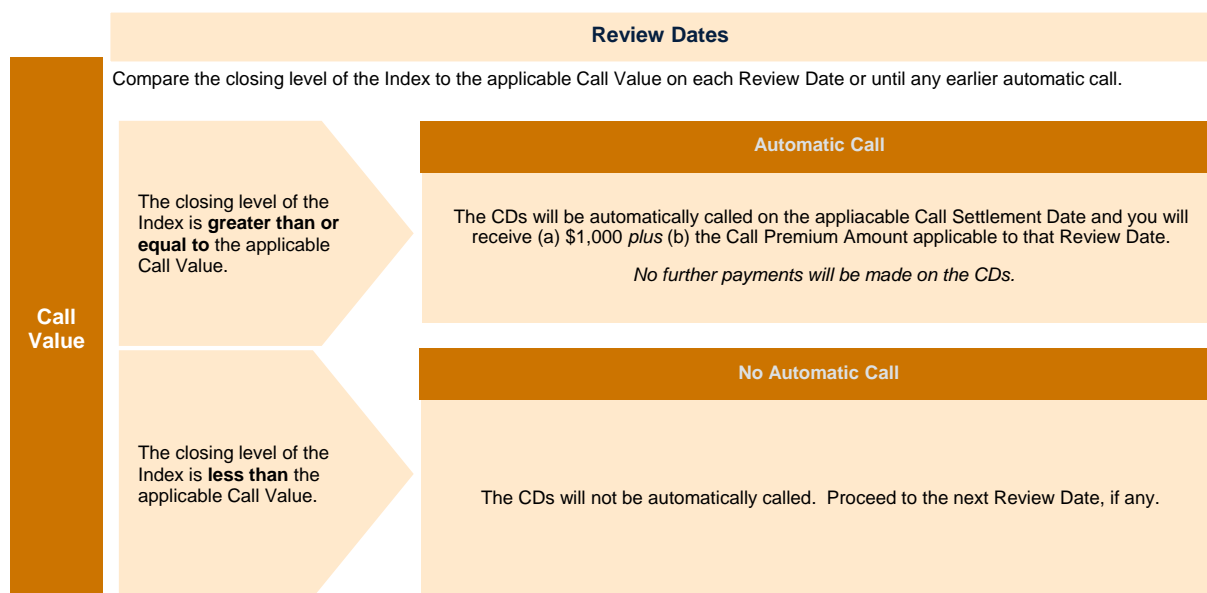
If the aggregate weight of the Portfolio Constituents in the Index is less than 100%, the Index will not be fully invested, and any uninvested portion will earn no return. The Index Deduction is deducted daily at a rate of 0.50% per annum, even when the Index is not fully invested.

The Index is described as a “notional” or “synthetic” portfolio of assets because there is no actual portfolio of assets to which any person is entitled or in which any person has any ownership interest. The Index merely references certain assets, the performance of which will be used as a reference point for calculating the level of the Index.

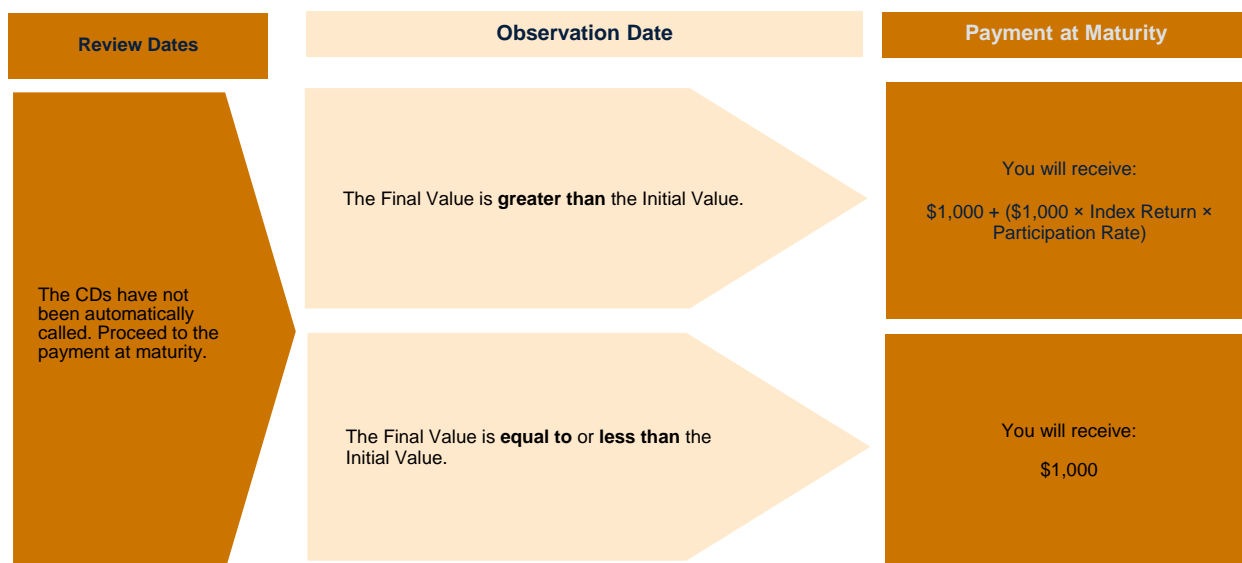
See “The J.P. Morgan Tech+ Dynamic BlendSM 5 Index” in the accompanying underlying supplement for more information about the Index.

How the CDs Work

Payment upon an Automatic Call



Payment at Maturity If the CDs Have Not Been Automatically Called



Call Premium Amount

The table below illustrates the hypothetical Call Premium Amount per \$1,000 CD for each Review Date based on the minimum call premiums set forth under "Key Terms — Call Premium Amount" above. The actual Call Premium Amounts will be provided in the disclosure supplement and will not be less than the minimum Call Premium Amounts set forth under "Key Terms — Call Premium Amount."

Review Date	Call Premium Amount
First	\$58.00
Second	\$116.00
Third	\$174.00
Fourth	\$232.00

Review Date	Call Premium Amount
Fifth	\$290.00
Final	\$348.00

Payment at Maturity If the CDs Have Not Been Automatically Called

The following table and graph illustrate the hypothetical payment at maturity on the CDs linked to a hypothetical Index. The hypothetical payments set forth below assume the following:

- the CDs have not been automatically called;
- an Initial Value of 100.00; and
- a Participation Rate of 100.00%.

The hypothetical Initial Value of 100.00 has been chosen for illustrative purposes only and may not represent a likely actual Initial Value. The actual Initial Value will be the closing level of the Index on the Pricing Date and will be provided in the disclosure supplement. For historical data regarding the actual closing levels of the Index, please see the historical information set forth under “Hypothetical Back-Tested Data and Historical Information” in this term sheet.

Each hypothetical payment at maturity set forth below is for illustrative purposes only and may not be the actual payment at maturity applicable to a purchaser of the CDs. The numbers appearing in the following table and graph have been rounded for ease of analysis.

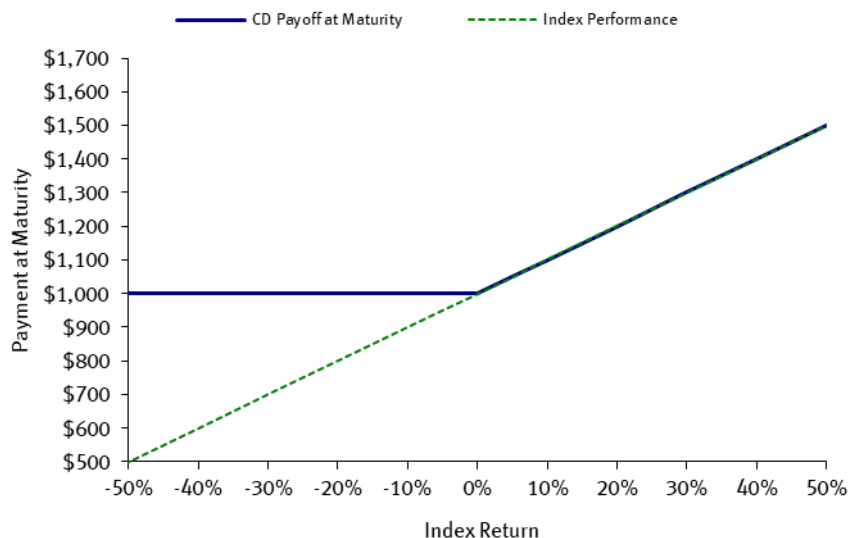
Final Value	Index Return	Additional Amount	Payment at Maturity	Annual Percentage Yield (APY)
165.00	65.00%	\$650.00	\$1,650.00	7.41%
150.00	50.00%	\$500.00	\$1,500.00	5.96%
140.00	40.00%	\$400.00	\$1,400.00	4.92%
130.00	30.00%	\$300.00	\$1,300.00	3.82%
120.00	20.00%	\$200.00	\$1,200.00	2.64%
115.00	15.00%	\$150.00	\$1,150.00	2.02%
110.00	10.00%	\$100.00	\$1,100.00	1.37%
105.00	5.00%	\$50.00	\$1,050.00	0.70%
100.00	0.00%	\$0.00	\$1,000.00	0.00%
95.00	-5.00%	\$0.00	\$1,000.00	0.00%
90.00	-10.00%	\$0.00	\$1,000.00	0.00%
85.00	-15.00%	\$0.00	\$1,000.00	0.00%
80.00	-20.00%	\$0.00	\$1,000.00	0.00%
70.00	-30.00%	\$0.00	\$1,000.00	0.00%
60.00	-40.00%	\$0.00	\$1,000.00	0.00%
50.00	-50.00%	\$0.00	\$1,000.00	0.00%
40.00	-60.00%	\$0.00	\$1,000.00	0.00%
30.00	-70.00%	\$0.00	\$1,000.00	0.00%
20.00	-80.00%	\$0.00	\$1,000.00	0.00%
10.00	-90.00%	\$0.00	\$1,000.00	0.00%
0.00	-100.00%	\$0.00	\$1,000.00	0.00%

TS-5 | Structured Investments

Auto Callable Certificates of Deposit Linked to the J.P. Morgan Tech+ Dynamic BlendSM 5 Index

J.P.Morgan

The following graph demonstrates the hypothetical payments at maturity on the CDs for a sub-set of Index Returns detailed in the table above (-50% to 50%). There can be no assurance that the performance of the Index will result in a payment at maturity in excess of \$1,000 per \$1,000 CD.



Hypothetical Payout Examples

The following examples illustrate payments on the CDs linked to a hypothetical Index, assuming a range of performances for the hypothetical Index on the Review Dates and the Observation Date.

The hypothetical payments set forth below assume the following:

- an Initial Value of 100.00;
- for the first Review Date, a Call Value of 102.50 (equal to 102.50% of the hypothetical Initial Value); for the second Review Date, a Call Value of 105.00 (equal to 105.00% of the hypothetical Initial Value); for the third Review Date, a Call Value of 107.50 (equal to 107.50% of the hypothetical Initial Value); for the fourth Review Date, a Call Value of 110.00 (equal to 110.00% of the hypothetical Initial Value); for the fifth Review Date, a Call Value of 112.50 (equal to 112.50% of the hypothetical Initial Value) and for the final Review Date, a Call Value of 115.00 (equal to 115.00% of the hypothetical Initial Value);
- the minimum call premiums set forth under “Key Terms — Call Premium Amount” above; and
- a Participation Rate of 100.00%.

The hypothetical Initial Value of 100.00 has been chosen for illustrative purposes only and may not represent a likely actual Initial Value. The actual Initial Value will be the closing level of the Index on the Pricing Date and will be provided in the disclosure supplement. For historical data regarding the actual closing levels of the Index, please see the historical information set forth under “Hypothetical Back-Tested Data and Historical Information” in this term sheet.

Each hypothetical payment set forth below is for illustrative purposes only and may not be the actual payment applicable to a purchaser of the CDs. The numbers appearing in the following examples have been rounded for ease of analysis.

Example 1 — CDs are automatically called on the first Review Date.

Date	Closing Level	
First Review Date	110.00	CDs are automatically called
	Applicable Payment	\$1,058.00 (5.80% return) (APY: 5.78%)

Because the closing level of the Index on the first Review Date is greater than or equal to the applicable Call Value, the CDs will be automatically called, for a cash payment, for each \$1,000 CD, of \$1,058.00 (or \$1,000 *plus* the Call Premium Amount applicable to the first Review Date), payable on the applicable Call Settlement Date. No further payments will be made on the CDs.

Example 2 — CDs are automatically called on the final Review Date.

Date	Closing Level	
First Review Date	100.00	CDs NOT automatically called
Second Review Date	102.00	CDs NOT automatically called
Third through Fifth Review Dates	All below Call Value	CDs NOT automatically called
Final Review Date	160.00	CDs are automatically called
Applicable Payment		\$1,348.00 (34.80% return) (APY: 5.10%)

Because the closing level of the Index on the final Review Date is greater than or equal to the Call Value, the CDs will be automatically called for a cash payment, for each \$1,000 CD, of \$1,348.00 (or \$1,000 *plus* the Call Premium Amount applicable to the final Review Date), payable on the applicable Call Settlement Date. No further payments will be made on the CDs.

Example 3 — CDs have NOT been automatically called and the Final Value is greater than the Initial Value.

Date	Closing Level	
First Review Date	90.00	CDs NOT automatically called
Second Review Date	85.00	CDs NOT automatically called
Third through Final Review Dates	All below Call Value	CDs NOT automatically called
Observation Date	105.00	CDs NOT automatically called; Final Value is greater than Initial Value
Applicable Payment		\$1,050.00 (5.00% return) (APY: 0.70%)

Because the CDs have not been automatically called, the Final Value is greater than the Initial Value and the Index Return is 5.00%, the payment at maturity, for each \$1,000 CD, will be \$1,050.00, calculated as follows:

$$\$1,000 + (\$1,000 \times 5.00\% \times 100.00\%) = \$1,050.00$$

Example 4 — CDs have NOT been automatically called and the Final Value is less than the Initial Value.

Date	Closing Level	
First Review Date	80.00	CDs NOT automatically called
Second Review Date	70.00	CDs NOT automatically called
Third through Final Review Dates	All below Call Value	CDs NOT automatically called
Observation Date	50.00	CDs NOT automatically called; Final Value is less than Initial Value
Applicable Payment		\$1,000.00 (0.00% return) (APY: 0.00%)

Because the CDs have not been automatically called and the Final Value is less than the Initial Value, the Additional Amount will be zero and the payment at maturity, for each \$1,000 CD, will be \$1,000.00.

The hypothetical returns and hypothetical payments on the CDs shown above apply **only if you hold the CDs for their entire term or until automatically called**. These hypotheticals do not reflect the fees or expenses that would be associated with any sale in the secondary market. If these fees and expenses were included, the hypothetical returns and hypothetical payments shown above would likely be lower.

Selected Risk Considerations

An investment in the CDs involves significant risks. These risks are explained in more detail in the “Risk Factors” sections of the accompanying disclosure statement and the accompanying underlying supplement.

Risks Relating to the CDs Generally

- **THE CDs MAY NOT PAY MORE THAN THE PRINCIPAL AMOUNT AT MATURITY —**

If the CDs have not been automatically called and the Final Value is less than or equal to the Initial Value, you will receive only the principal amount of your CDs at maturity, and you will not be compensated for any loss in value due to inflation and other factors relating to the value of money over time.

- **THE LEVEL OF THE INDEX WILL INCLUDE A 0.50% PER ANNUM DAILY DEDUCTION —**

The Index is subject to a 0.50% per annum daily deduction. As a result of the deduction of this index fee, the level of the Index will trail the value of a hypothetical identically constituted synthetic portfolio from which no such fee or cost is deducted.

- **CREDIT RISK OF JPMORGAN CHASE BANK —**

A depositor purchasing a principal amount of CDs in excess of FDIC insurance limits, when aggregated with all other deposits held by the depositor in the same right and capacity at JPMorgan Chase Bank, will be subject to the credit risk of JPMorgan Chase Bank. Investors are dependent on JPMorgan Chase Bank's ability to pay any amounts due on the CDs in excess of FDIC insurance limits. Any actual or potential change in the creditworthiness, credit ratings or credit spreads related to us or our affiliates, as determined by the market for taking that credit risk, is likely to adversely affect the value of the CDs.

- **THE APPRECIATION POTENTIAL WITH RESPECT TO THE FIRST SIX YEARS OF THE TERM OF THE CDs IS LIMITED TO ANY CALL PREMIUM AMOUNT PAID ON THE CDs,**

regardless of any appreciation of the Index, which may be significant. In addition, if the CDs are automatically called, you will not benefit from the Additional Amount feature that provides you with a positive return at maturity equal to Index Return times the Participation Rate if the Final Value is greater than the Initial Value. Because this feature does not apply to the payment upon an automatic call, the payment upon an automatic call may be significantly less than the payment at maturity for the same level of appreciation in the Index.

- **POTENTIAL CONFLICTS —**

We and our affiliates play a variety of roles in connection with the CDs. In performing these duties, our economic interests are potentially adverse to your interests as an investor in the CDs. It is possible that hedging or trading activities of ours or our affiliates in connection with the CDs could result in substantial returns for us or our affiliates while the value of the CDs declines. Please refer to “Risk Factors — Risks Relating to Conflicts of Interest” in the accompanying disclosure statement. See also “ — Risks Relating to the Index — Our Affiliate, JPMS, Is the Index Sponsor and the Index Calculation Agent of the Index and Each Portfolio Constituent and May Adjust the Index or Each Portfolio Constituent in a Way that Affects Its Level” below.

JPMS is one of the primary dealers through which the U.S. Federal Reserve conducts open-market purchases and sales of U.S. Treasury and federal agency securities, including U.S. Treasury notes. These activities may affect the prices and yields on the U.S. Treasury notes, which may in turn affect the level of the Bond Constituent and the level of the Bond Constituent. JPMS has no obligation to take into consideration your interests as a holder of the CDs when undertaking these activities.

- **THE CDs DO NOT PAY INTEREST.**

- **YOU WILL NOT RECEIVE THE CALL PREMIUM AMOUNT APPLICABLE TO A REVIEW DATE IF THE INDEX DOES NOT APPRECIATE TO OR ABOVE THE APPLICABLE CALL VALUE FOR THAT REVIEW DATE —**

The CDs will be automatically called only if the closing level of the Index on a Review Date is at or above the applicable Call Value on that Review Date. The Call Value for each Review Date is greater than 100.00% of the Initial Value and increases with each Review Date, starting at at most 102.50% of the Initial Value for the first Review Date. Even if the closing level of the Index appreciates over the term of the CDs, it may not appreciate sufficiently for you to earn any Call Premium Amount. Because the Call Value increases from one Review Date to the next, the likelihood of the CDs being automatically called decreases the longer the CDs remain outstanding.

- **THE AUTOMATIC CALL FEATURE MAY FORCE A POTENTIAL EARLY EXIT —**

If your CDs are automatically called, the term of the CDs may be reduced to as short as approximately one year. There is no guarantee that you would be able to reinvest the proceeds from an investment in the CDs at a comparable return for a similar level of risk. Even in cases where the CDs are called before maturity, CD holders are not entitled to any fees and commissions described on the front cover of this term sheet.

- **YOU WILL NOT HAVE ANY RIGHTS WITH RESPECT TO THE PORTFOLIO CONSTITUENTS, THE UNDERLYING FUTURES CONTRACTS OR THE SECURITIES INCLUDED IN THE INDEX UNDERLYING THE UNDERLYING FUTURES CONTRACTS.**

- **JPMS AND ITS AFFILIATES MAY HAVE PUBLISHED RESEARCH, EXPRESSED OPINIONS OR PROVIDED RECOMMENDATIONS THAT ARE INCONSISTENT WITH INVESTING IN OR HOLDING THE CDs, AND MAY DO SO IN THE FUTURE —**

Any research, opinions or recommendations could affect the market value of the CDs. Investors should undertake their own independent investigation of the merits of investing in the CDs and the Portfolio Constituents and the futures contracts composing the Portfolio Constituents.

- **LACK OF LIQUIDITY —**

The CDs will not be listed on an organized securities exchange. JPMS and its affiliates may offer to purchase the CDs upon terms and conditions acceptable to them, but are not required to do so. You may not be able to sell your CDs. The CDs are not designed to be short-term trading instruments. Accordingly, you should be able and willing to hold your CDs to maturity. For more information, see “General Terms of the CDs — Additions and Withdrawals” and “Discounts and Secondary Market” in the accompanying disclosure statement.

- **LIMITATIONS ON FDIC INSURANCE —**

As a general matter, a holder who purchases a principal amount of CDs, together with other deposits that it maintains at JPMorgan Chase Bank in the same ownership capacity, that is greater than the applicable limits set by federal law and regulation will not be insured by the FDIC for the principal amount exceeding such limit. In addition, under FDIC interpretations, the return on the CDs, which is reflected in the form of the Call Premium Amount or the Additional Amount, as applicable, is not insured by the FDIC until the relevant Review Date or the Observation Date, as applicable. Any amounts due on the CDs in excess of the applicable FDIC insurance limits will be subject to the credit risk of JPMorgan Chase Bank. For more information, see “Deposit Insurance” in the accompanying disclosure statement.

- **THE FINAL TERMS AND VALUATION OF THE CDs WILL BE PROVIDED IN THE DISCLOSURE SUPPLEMENT —**

You should consider your potential investment in the CDs based on the minimums for JPMS’s estimated value and the Call Premium Amount and the maximums for the Call Values.

- **JPMS’S ESTIMATED VALUE OF THE CDs WILL BE LOWER THAN THE ORIGINAL ISSUE PRICE (PRICE TO PUBLIC) OF THE CDs —**

JPMS’s estimated value is only an estimate using several factors. The original issue price of the CDs will exceed JPMS’s estimated value because costs associated with selling, structuring and hedging the CDs are included in the original issue price of the CDs. These costs include the selling commissions, the projected profits, if any, that our affiliates expect to realize for assuming risks inherent in hedging our obligations under the CDs and the estimated cost of hedging our obligations under the CDs. See “JPMS’s Estimated Value of the CDs” in this term sheet.

- **JPMS’S ESTIMATED VALUE DOES NOT REPRESENT FUTURE VALUES OF THE CDs AND MAY DIFFER FROM OTHERS’ ESTIMATES —**

See “JPMS’s Estimated Value of the CDs” in this term sheet.

- **JPMS’S ESTIMATED VALUE IS DERIVED BY REFERENCE TO AN INTERNAL FUNDING RATE —**

The internal funding rate used in the determination of JPMS’s estimated value may differ from the market-implied funding rate for vanilla fixed income instruments of a similar maturity issued by us or our affiliates. Any difference may be based on, among other things, our view of the funding value of the CDs as well as the issuance, operational and ongoing liability management costs of the CDs. This internal funding rate is based on certain market inputs and assumptions, which may prove to be incorrect, and is intended to approximate the prevailing market replacement funding rate for the CDs. Our use of an internal funding rate and any potential changes to that rate may have an adverse effect on the terms of the CDs and any secondary market prices of the CDs. See “JPMS’s Estimated Value of the CDs” in this term sheet.

- **THE VALUE OF THE CDs AS PUBLISHED BY JPMS (AND WHICH MAY BE REFLECTED ON CUSTOMER ACCOUNT STATEMENTS) MAY BE HIGHER THAN JPMS'S THEN-CURRENT ESTIMATED VALUE OF THE CDs FOR A LIMITED TIME PERIOD —**

We generally expect that some of the costs included in the original issue price of the CDs will be partially paid back to you in connection with any repurchases of your CDs by JPMS in an amount that will decline to zero over an initial predetermined period. See "Secondary Market Prices of the CDs" in this term sheet for additional information relating to this initial period. Accordingly, the estimated value of your CDs during this initial period may be lower than the value of the CDs as published by JPMS (and which may be shown on your customer account statements).

- **SECONDARY MARKET PRICES OF THE CDs WILL LIKELY BE LOWER THAN THE ORIGINAL ISSUE PRICE OF THE CDs —**

Any secondary market prices of the CDs will likely be lower than the original issue price of the CDs because, among other things, secondary market prices take into account our internal secondary market funding rates for structured issuances and, also, because secondary market prices may exclude selling commissions, projected hedging profits, if any, and estimated hedging costs that are included in the original issue price of the CDs. As a result, the price, if any, at which JPMS will be willing to buy the CDs from you in secondary market transactions, if at all, is likely to be lower than the original issue price. Any sale by you prior to the Maturity Date could result in a substantial loss to you.

In addition, if JPMS purchases your CDs in the secondary market within six days after their initial issuance, you will be subject to early withdrawal penalties we are required to impose pursuant to Regulation D of the Federal Reserve Board. Under these circumstances, the repurchase price will be less than the original issue price of the CDs.

- **SECONDARY MARKET PRICES OF THE CDs WILL BE IMPACTED BY MANY ECONOMIC AND MARKET FACTORS —**

The secondary market price of the CDs during their term will be impacted by a number of economic and market factors, which may either offset or magnify each other, aside from the selling commissions, projected hedging profits, if any, estimated hedging costs and the level of the Index. Additionally, independent pricing vendors and/or third party broker-dealers may publish a price for the CDs, which may also be reflected on customer account statements. This price may be different (higher or lower) than the price of the CDs, if any, at which JPMS may be willing to purchase your CDs in the secondary market. See "Risk Factors — Risks Relating to the Estimated Value and Secondary Market Prices of the CDs — Secondary market prices of the CDs will be impacted by many economic and market factors" in the accompanying disclosure statement.

Risks Relating to the Index

- **OUR AFFILIATE, JPMS, IS THE INDEX SPONSOR AND THE INDEX CALCULATION AGENT OF THE INDEX AND EACH PORTFOLIO CONSTITUENT AND MAY ADJUST THE INDEX OR EACH PORTFOLIO CONSTITUENT IN A WAY THAT AFFECTS ITS LEVEL —**

JPMS, one of our affiliates, currently acts as the index sponsor and the index calculation agent for the Index and the Portfolio Constituents and is responsible for calculating and maintaining the Index and the Portfolio Constituents and developing the guidelines and policies governing their composition and calculation. In performing these duties, JPMS may have interests adverse to the interests of the holders of the CDs, which may affect your return on the CDs, particularly where JPMS, as the index sponsor and the index calculation agent of the Index and the Portfolio Constituents, is entitled to exercise discretion. The rules governing the Index and the Portfolio Constituents may be amended at any time by the index sponsor of the Index and the Portfolio Constituents, in its sole discretion. The rules also permit the use of discretion by the index sponsor and the index calculation agent of the Index and the Portfolio Constituents in specific instances, including, but not limited to, the determination of whether to replace a Portfolio Constituent with a substitute or successor upon the occurrence of certain events affecting that Portfolio Constituent, the selection of any substitute or successor and the determination of the levels to be used in the event of market disruptions that affect the ability of the index calculation agent of the Index and the Portfolio Constituents to calculate and publish the levels of the Index and the Portfolio Constituents and the interpretation of the rules governing the Index and the Portfolio Constituents. Although JPMS, acting as the index sponsor and the index calculation agent, will make all determinations and take all action in relation to the Index and the Portfolio Constituents acting in good faith, it should be noted that JPMS may have interests adverse to the interests of the holders of the CDs and the policies and judgments for which JPMS is responsible could have an impact, positive or negative, on the level of the Index and the value of your CDs.

Although judgments, policies and determinations concerning the Index and the Portfolio Constituents are made by JPMS, JPMorgan Chase & Co., as the ultimate parent company of JPMorgan Chase Bank and JPMS, ultimately controls JPMorgan Chase and JPMS. JPMS has no obligation to consider your interests in taking any actions that might affect the value of your CDs. Furthermore, the inclusion of the Portfolio Constituents in the Index is not an investment recommendation by us or JPMS of any of the Portfolio Constituents, or any of the futures contracts composing any of the Portfolio Constituents.

- **THE INDEX MAY NOT BE SUCCESSFUL OR OUTPERFORM ANY ALTERNATIVE STRATEGY THAT MIGHT BE EMPLOYED IN RESPECT OF THE PORTFOLIO CONSTITUENTS —**

The Index follows a notional rules-based proprietary strategy that operates on the basis of pre-determined rules. Under this strategy, the Index seeks to maintain an annualized realized volatility approximately equal to the Target Volatility of 5.0% by rebalancing its exposures to the Portfolio Constituents on each day based on two measures of realized portfolio volatility: a shorter-term volatility measure and a longer-term volatility measure. By seeking to maintain an annualized realized volatility approximately equal to the Target Volatility, the Index may underperform an alternative strategy that seeks to maintain a higher annualized realized volatility or an alternative strategy that does not seek to maintain a level volatility.

In addition, on each day, the Index generally selects the notional portfolio identified for the volatility measure that has the lower allocation to the Equity Constituent as the notional portfolio to be tracked by the Index. The Index's selection of the notional portfolio with the lower allocation to the Equity Constituent may be more likely to result in the Index tracking a notional portfolio with a lower realized volatility than if the Index were to select the notional portfolio with the higher allocation to the Equity Constituent. No assurance can be given that the investment strategy on which the Index is based will be successful or that the Index will outperform any alternative strategy that might be employed in respect of the Portfolio Constituents.

- **THE INDEX MAY NOT APPROXIMATE ITS TARGET VOLATILITY —**

No assurance can be given that the Index will maintain an annualized realized volatility that approximates the Target Volatility. The actual realized volatility of the Index may be greater or less than the Target Volatility. The Index seeks to maintain an annualized realized volatility approximately equal to the Target Volatility of 5.0% by rebalancing its exposures to the Portfolio Constituents on each day based on two measures of realized portfolio volatility. However, there is no guarantee that trends exhibited by either measure of realized portfolio volatility will continue in the future. The volatility of a notional portfolio on any day may change quickly and unexpectedly. Accordingly, the actual realized annualized volatility of the Index on a daily basis may be greater than or less than the Target Volatility, which may adversely affect the level of the Index and the value of the CDs.

- **THE INDEX MAY BE SIGNIFICANTLY UNINVESTED —**

For each volatility measure on each day, the Index seeks to identify a notional portfolio composed of the Portfolio Constituents that has an annualized realized volatility determined for that volatility measure approximately equal to the Target Volatility of 5.0% and an aggregate weight of 100%. If the Index identifies and selects such a notional portfolio for a volatility measure, but the weight of either Portfolio Constituent is greater than 100%, the weight of that Portfolio Constituent in the notional portfolio selected for that volatility measure on that day will be 100% and, if the weight of either Portfolio Constituent is less than 0%, the weight of that Portfolio Constituent in the notional portfolio selected for that volatility measure on that day will be 0%. In addition, if there is no such notional portfolio for a volatility measure, the Index selects for that volatility measure on that day the notional portfolio with the lowest realized volatility.

As a result of applying a cap and floor and in the case of selecting the notional portfolio with the lowest realized volatility, the resulting notional portfolio may be greater than or less than 5.0% for the relevant volatility measure. If the annualized realized volatility of the notional portfolio selected for a volatility measure on any day is greater than 5.0%, that notional portfolio will be adjusted so that the weight of each Portfolio Constituent in that notional portfolio will be reduced proportionately to achieve a notional portfolio that has an annualized realized volatility for the relevant volatility measure of 5.0%. Under these circumstances, the aggregate weight of the Portfolio Constituents in that notional portfolio will be less than 100%.

If the Index tracks a notional portfolio with an aggregate weight that is less than 100%, the Index will not be fully invested, and any uninvested portion will earn no return. The Index may be significantly uninvested on any given day, and will realize only a portion of any gains due to appreciation of the Portfolio Constituents on any such day. The Index Deduction is deducted daily at a rate of 0.50% per annum, even when the Index is not fully invested.

- **THE INDEX MAY BE MORE HEAVILY INFLUENCED BY THE PERFORMANCE OF THE EQUITY CONSTITUENT THAN THE PERFORMANCE OF THE BOND CONSTITUENT IN GENERAL OVER TIME —**

In any initial selection between two eligible notional portfolios, the Index will select the portfolio that has the higher allocation to the Portfolio Constituent with a higher realized volatility, as described under "The J.P. Morgan Tech+ Dynamic BlendSM 5 Index" in the accompanying underlying supplement, which generally will cause the Equity Constituent to receive a higher allocation than if the portfolio that has the higher allocation to the Portfolio Constituent with a lower realized volatility were selected.

Furthermore, under normal market conditions, the Equity Constituent's realized volatility tends to be significantly higher than the Bond Constituent's realized volatility. Under such circumstances and because the Target Volatility is 5.0%, the Index is generally expected to be more heavily weighted towards the Bond Constituent. However, under circumstances where the Equity Constituent's realized volatility is significantly higher than that of the Bond Constituent, the performance of the Index is expected to

be influenced to a greater extent by the performance of the Equity Constituent than by the performance of the Bond Constituent, unless the weight of the Bond Constituent is significantly greater than the weight of the Equity Constituent.

Consequently, even in cases where the allocation to the Bond Constituent is greater than the allocation to the Equity Constituent, the Index may be influenced to a greater extent by the performance of the Equity Constituent than by the performance of the Bond Constituent because, under some conditions, the greater allocation to the Bond Constituent will not be sufficiently large to offset the greater realized volatility of the Equity Constituent.

Accordingly, the level of the Index may decline if the value of the Equity Constituent declines, even if the value of the Bond Constituent increases at the same time. See also “— Risks Relating to the Index — The Returns of the Portfolio Constituents May Offset Each Other or May Become Correlated in Decline” below.

- **A SIGNIFICANT PORTION OF THE INDEX’S EXPOSURE MAY BE ALLOCATED TO THE BOND CONSTITUENT —**

Under normal market conditions, the Equity Constituent has tended to exhibit a realized volatility that is higher than the Target Volatility and that is higher than the realized volatility of the Bond Constituent in general over time. As a result, the Index will generally need to reduce its exposure to the Equity Constituent in order to approximate the Target Volatility. Therefore, the Index may have significant exposure for an extended period of time to the Bond Constituent, and that exposure may be greater, perhaps significantly greater, than its exposure to the Equity Constituent. Moreover, under certain circumstances, the Index may have no exposure to the Equity Constituent. However, the returns of the Bond Constituent may be significantly lower than the returns of the Equity Constituent, and possibly even negative while the returns of the Equity Constituent are positive, which will adversely affect the level of the Index and any payment on, and the value of, the CDs.

- **THE PERFORMANCE AND MARKET VALUE OF AN ETF, PARTICULARLY DURING PERIODS OF MARKET VOLATILITY, MAY NOT CORRELATE WITH THE PERFORMANCE OF ITS REFERENCE INDEX AS WELL AS THE NET ASSET VALUE PER SHARE OF THAT ETF —**

An ETF may not fully replicate its reference index and may hold securities different from those included in its reference index. In addition, the performance of an ETF will reflect additional transaction costs and fees that are not included in the calculation of its reference index. All of these factors may lead to a lack of correlation between the performance of an ETF and its reference index. In addition, corporate actions with respect to the equity securities held by an ETF (such as mergers and spin-offs) may impact the variance between the performances of that ETF and its reference index. Finally, because ETFs are traded on public exchanges and are subject to market supply and investor demand, the market value of each ETF may differ from its net asset value per share.

During periods of market volatility, the securities held by an ETF may be unavailable in the secondary market, market participants may be unable to calculate accurately the net asset value per share of an ETF and the liquidity of an ETF may be adversely affected. This kind of market volatility may also disrupt the ability of market participants to create and redeem shares of an ETF. Further, market volatility may adversely affect, sometimes materially, the prices at which market participants are willing to buy and sell shares of an ETF. As a result, under these circumstances, the market value of shares of an ETF may vary substantially from the net asset value per share of that ETF. For all of the foregoing reasons, the performance of an ETF may not correlate with the performance of its reference index, the performance of each ETF may not correlate with its net asset value per share, which could materially and adversely affect the value of the CDs in the secondary market and/or reduce any payment on the CDs.

- **THE RETURNS OF THE PORTFOLIO CONSTITUENTS MAY OFFSET EACH OTHER OR MAY BECOME CORRELATED IN DECLINE —**

At a time when the value of one Portfolio Constituent increases, the value of the other Portfolio Constituent may not increase as much or may even decline. This may offset the potentially positive effect of the performance of the former Portfolio Constituent on the performance of the Index. During the term of the CDs, it is possible that the value of the Index may decline even if the value of one Portfolio Constituent rises, because of the offsetting effect of a decline in the other Portfolio Constituent. It is also possible that the returns of the Portfolio Constituents may be positively correlated with each other. In this case, a decline in one Portfolio Constituent would be accompanied by a decline in the other Portfolio Constituent, which may adversely affect the performance of the Index. As a result, the Index may not perform as well as an alternative index that tracks only one Portfolio Constituent or the other.

- **HYPOTHETICAL BACK-TESTED DATA RELATING TO THE INDEX DO NOT REPRESENT ACTUAL HISTORICAL DATA AND ARE SUBJECT TO INHERENT LIMITATIONS —**

The hypothetical back-tested performance of the Index set forth under “Hypothetical Back-Tested Data and Historical Information” in this term sheet is purely theoretical and does not represent the actual historical performance of the Index and has not been verified by an independent third party. Hypothetical back-tested performance measures have inherent limitations. Alternative

modelling techniques might produce significantly different results and may prove to be more appropriate. Past performance, and especially hypothetical back-tested performance, is not indicative of future results. This type of information has inherent limitations and you should carefully consider these limitations before placing reliance on such information. Hypothetical back-tested performance is derived by means of the retroactive application of a back-tested model that has been designed with the benefit of hindsight.

- **THE INVESTMENT STRATEGY USED TO CONSTRUCT THE INDEX INVOLVES DAILY ADJUSTMENTS TO ITS NOTIONAL EXPOSURE TO ITS PORTFOLIO CONSTITUENTS —**

The Index is subject to daily adjustments to its notional exposure to its Portfolio Constituents. By contrast, a notional portfolio that is not subject to daily exposure adjustments in this manner could see greater compounded gains over time through exposure to a consistently and rapidly appreciating portfolio consisting of the relevant Portfolio Constituents. Therefore, your return on the CDs may be less than the return you could realize on an alternative investment in the relevant Portfolio Constituents that is not subject to daily exposure adjustments. No assurance can be given that the investment strategy used to construct the Index will outperform any alternative investment in the Portfolio Constituents of the Index.

- **A PORTFOLIO CONSTITUENT OF THE INDEX MAY BE REPLACED BY A SUBSTITUTE INDEX OR FUTURES CONTRACT IN CERTAIN EXTRAORDINARY EVENTS —**

Following the occurrence of certain extraordinary events with respect to a Portfolio Constituent as described in the accompanying underlying supplement, a Portfolio Constituent may be replaced by a substitute index or futures contract or the index calculation agent may cease calculating and publishing in the Index. You should realize that changing a Portfolio Constituent may affect the performance of the Index, and therefore, the return on the CDs, as the substitute index or futures contract may perform significantly better or worse than the original Portfolio Constituent. For example, the substitute or successor Portfolio Constituent may have higher fees or worse performance than the original Portfolio Constituent.

Moreover, the policies of the sponsor of the substitute index or ETF concerning the methodology and calculation of the substitute index or ETF, including decisions regarding additions, deletions or substitutions of the assets underlying the substitute index or ETF, could affect the level or price of the substitute index or ETF and therefore the value of the CDs. The amount payable on the CDs and their market value could also be affected if the sponsor of a substitute index or the sponsor of the reference index of a substitute ETF discontinues or suspends calculation or dissemination of the relevant index, in which case it may become difficult to determine the market value of the CDs. The sponsor of the substitute index or ETF will have no obligation to consider your interests in calculating or revising such substitute index or ETF.

- **EACH PORTFOLIO CONSTITUENT IS SUBJECT TO SIGNIFICANT RISKS ASSOCIATED WITH THE UNDERLYING FUTURES CONTRACTS —**

The Portfolio Constituents each track the returns of the Underlying Futures Contracts. The price of an Underlying Futures Contract depends not only on the price of the underlying asset referenced by the Underlying Futures Contract, but also on a range of other factors, including but not limited to changing supply and demand relationships, interest rates, governmental and regulatory policies and the policies of the exchanges on which the Underlying Futures Contracts trade. In addition, the futures markets are subject to temporary distortions or other disruptions due to various factors, including the lack of liquidity in the markets, the participation of speculators and government regulation and intervention. These factors and others can cause the prices of the Underlying Futures Contracts to be volatile and could adversely affect the level of each Portfolio Constituent and the Index and any payments on, and the value of, your CDs.

- **SUSPENSION OR DISRUPTIONS OF MARKET TRADING IN THE UNDERLYING FUTURES CONTRACTS MAY ADVERSELY AFFECT THE VALUE OF YOUR CDs —**

Futures markets are subject to temporary distortions or other disruptions due to various factors, including lack of liquidity, the participation of speculators, and government regulation and intervention. In addition, futures exchanges generally have regulations that limit the amount of the Underlying Futures Contract price fluctuations that may occur in a single day. These limits are generally referred to as “daily price fluctuation limits” and the maximum or minimum price of a contract on any given day as a result of these limits is referred to as a “limit price.” Once the limit price has been reached in a particular contract, no trades may be made at a price beyond the limit, or trading may be limited for a set period of time. Limit prices have the effect of precluding trading in a particular contract or forcing the liquidation of contracts at potentially disadvantageous times or prices. These circumstances could delay the calculation of the level of each Portfolio Constituent and could adversely affect the level of each Portfolio Constituent and the Index and any payments on, and the value of, your CDs.

- **AN INCREASE IN THE MARGIN REQUIREMENTS FOR THE UNDERLYING FUTURES CONTRACTS INCLUDED IN THE PORTFOLIO CONSTITUENTS MAY ADVERSELY AFFECT THE LEVEL OF THAT PORTFOLIO CONSTITUENT —**

Futures exchanges require market participants to post collateral in order to open and keep open positions in the Underlying Futures Contracts. If an exchange increases the amount of collateral required to be posted to hold positions in the Underlying Futures Contracts, market participants who are unwilling or unable to post additional collateral may liquidate their positions, which may cause the price or liquidity of the relevant Underlying Futures Contracts to decline significantly. As a result, the level of the relevant Portfolio Constituent and the Index and any payments on, and the value of, the CDs may be adversely affected.

- **THE INDEX MAY IN THE FUTURE INCLUDE UNDERLYING FUTURES CONTRACTS THAT ARE NOT TRADED ON REGULATED FUTURES EXCHANGES —**

The Index, through its exposure to the Portfolio Constituents, is currently based solely on futures contracts traded on regulated futures exchanges (referred to in the United States as “designated contract markets”). If these exchange-traded futures contracts cease to exist, or if the calculation agent for the Portfolio Constituents substitutes an Underlying Futures Contract in certain circumstances, the Index may in the future include futures contract or over-the-counter contracts traded on trading facilities that are subject to lesser degrees of regulation or, in some cases, no substantive regulation. As a result, trading in such contracts, and the manner in which prices and volumes are reported by the relevant trading facilities, may not be subject to the provisions of, and the protections afforded by, the U.S. Commodity Exchange Act, or other applicable statutes and related regulations that govern trading on regulated U.S. futures exchanges or similar statutes and regulations that govern trading on regulated non-U.S. futures exchanges. In addition, many electronic trading facilities have only recently initiated trading and do not have significant trading histories. As a result, the trading of contracts on such facilities, and the inclusion of such contracts in the Index, through its exposure to the Portfolio Constituents, may be subject to certain risks not presented by the Underlying Futures Contracts, including risks related to the liquidity and price histories of the relevant contracts.

- **NEGATIVE ROLL RETURNS ASSOCIATED WITH THE UNDERLYING FUTURES CONTRACTS CONSTITUTING THE PORTFOLIO CONSTITUENTS MAY ADVERSELY AFFECT THE PERFORMANCE OF THE PORTFOLIO CONSTITUENTS AND THE VALUE OF THE CDs —**

The Portfolio Constituents each reference Underlying Futures Contracts. Unlike common equity securities, Underlying Futures Contracts, by their terms, have stated expirations. As the exchange-traded Underlying Futures Contracts that compose the Portfolio Constituents approach expiration, they are replaced by similar contracts that have a later expiration. For example, an Underlying Futures Contract notionally purchased and held in June may specify a September expiration date. As time passes, the contract expiring in September is replaced by a contract for delivery in December. This is accomplished by notionally selling the September contract and notionally purchasing the December contract. This process is referred to as “rolling.” Excluding other considerations, if prices are higher in the distant delivery months than in the nearer delivery months, the notional purchase of the December contract would take place at a price that is higher than the price of the September contract, thereby creating a negative “roll return.” Negative roll returns adversely affect the returns of the Portfolio Constituents and, therefore, the level of the Index and any payments on, and the value of, the CDs. Because of the potential effects of negative roll returns, it is possible for the value of a Portfolio Constituent to decrease significantly over time, even when the near-term or spot prices of the underlying assets or instruments are stable or increasing. In addition, interest rates have been historically low for an extended period and, if interest rates revert to their historical means, the likelihood that a roll return related to any Portfolio Constituent will be negative, as well as the adverse effect of negative roll returns on any Portfolio Constituent, will increase.

- **OTHER KEY RISKS:**

- THE INDEX, WHICH WAS ESTABLISHED ON MARCH 2, 2022, AND THE PORTFOLIO CONSTITUENTS, WHICH WERE ESTABLISHED ON DECEMBER 22, 2020, HAVE LIMITED OPERATING HISTORIES AND MAY PERFORM IN UNANTICIPATED WAYS.
- THE INDEX COMPRISES NOTIONAL ASSETS AND LIABILITIES. THERE IS NO ACTUAL PORTFOLIO OF ASSETS TO WHICH ANY PERSON IS ENTITLED OR IN WHICH ANY PERSON HAS ANY OWNERSHIP INTEREST.
- THE CDs ARE SUBJECT TO SIGNIFICANT RISKS ASSOCIATED WITH FIXED-INCOME SECURITIES, INCLUDING INTEREST RATE-RELATED RISKS AND CREDIT RISK.
- AN INVESTMENT IN THE CDs IS SUBJECT TO RISKS ASSOCIATED WITH NON-U.S. SECURITIES MARKETS.

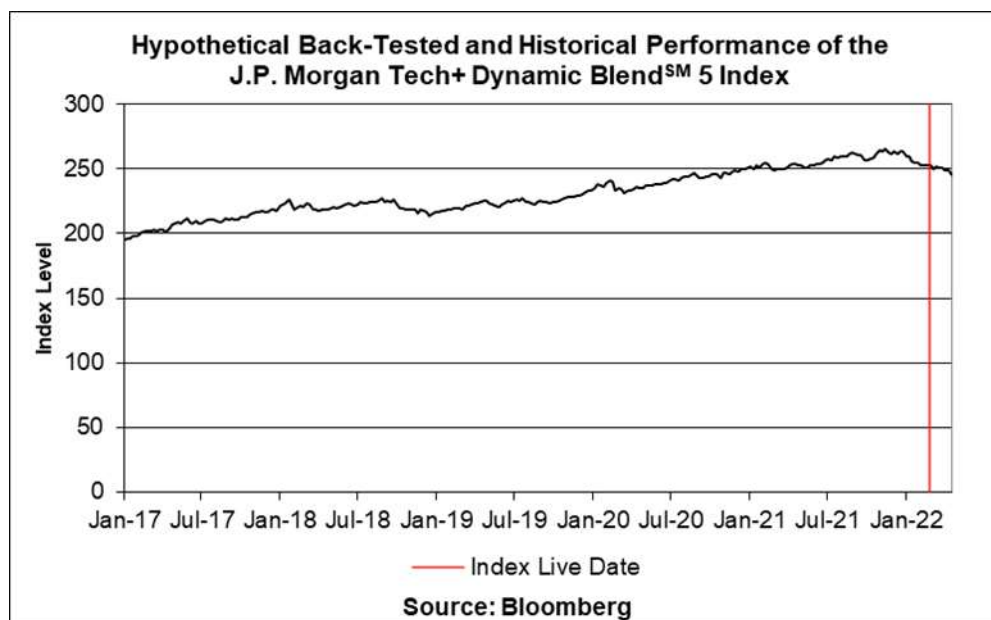
Please refer to the “Risk Factors” section of the accompanying underlying supplement for more details regarding the above-listed and other risks.

Hypothetical Back-Tested Data and Historical Information

The following graph sets forth the hypothetical back-tested performance of the Index based on the hypothetical back-tested weekly closing levels of the Index from January 6, 2017 through February 25, 2022 and the historical performance of the Index based on the weekly historical closing levels of the Index from March 4, 2022 through April 29, 2022. The Index was established on March 2, 2022, as represented by the vertical line in the following graph. All data to the left of that vertical line reflect hypothetical back-tested performance of the Index. All data to the right of that vertical line reflect actual historical performance of the Index. The closing level of the Index on April 29, 2022 was 244.81. We obtained the closing levels above and below from the Bloomberg Professional® service, without independent verification.

The data for the hypothetical back-tested performance of the Index set forth in the following graph are purely theoretical and do not represent the actual historical performance of the Index. See “Selected Risk Considerations — Risks Relating to the Index — Hypothetical Back-Tested Data Relating to the Index Do Not Represent Actual Historical Data and Are Subject to Inherent Limitations” above.

The hypothetical back-tested and historical closing levels of the Index should not be taken as an indication of future performance, and no assurance can be given as to the closing level of the Index on the Pricing Date, any Review Date or the Observation Date. There can be no assurance that the performance of the Index will result in a payment at maturity in excess of your principal amount.



The hypothetical back-tested closing levels of the Index have inherent limitations and have not been verified by an independent third party. These hypothetical back-tested closing levels are determined by means of a retroactive application of a back-tested model designed with the benefit of hindsight. Hypothetical back-tested results are neither an indicator nor a guarantee of future returns. No representation is made that an investment in the CDs will or is likely to achieve returns similar to those shown. Alternative modeling techniques or assumptions would produce different hypothetical back-tested closing levels of the Index that might prove to be more appropriate and that might differ significantly from the hypothetical back-tested closing levels of the Index set forth above.

Taxed as Contingent Payment Debt Instruments

You should review carefully the section entitled “Material U.S. Federal Income Tax Consequences,” and in particular the subsection thereof entitled “— CDs with a Term of More than One Year,” in the accompanying disclosure statement. Unlike a traditional certificate of deposit that provides for periodic payments of interest at a single fixed rate, with respect to which a cash-method investor generally recognizes income only upon receipt of stated interest, the CDs will be treated for U.S. federal income tax purposes as “contingent payment debt instruments.” As discussed in that subsection, you generally will be required to accrue original issue discount (“OID”) on your CDs in each taxable year at the “comparable yield,” as determined by us, although we will not make any payment with respect to the CDs except upon an automatic call or at maturity. Upon sale or exchange (including an automatic call or at maturity), you will recognize taxable income or loss equal to the difference between the amount received from the sale or exchange and your adjusted basis in the CD, which generally will equal the cost thereof, increased by the amount of OID you have accrued in respect of the CD. You generally must treat any income as interest income and any loss as ordinary loss to the extent of previous interest inclusions, and the balance as capital loss. The deductibility of capital losses is subject to limitations. The discussions herein and in the accompanying

disclosure statement do not address the consequences to taxpayers subject to special tax accounting rules under Section 451(b) of the Code. Purchasers who are not initial purchasers of CDs at their issue price should consult their tax advisers with respect to the tax consequences of an investment in CDs, including the treatment of the difference, if any, between the basis in their CDs and the CDs' adjusted issue price.

Section 871(m) of the Code and Treasury regulations promulgated thereunder ("Section 871(m)") generally impose a 30% withholding tax (unless an income tax treaty applies) on dividend equivalents paid or deemed paid to Non-U.S. Holders with respect to certain financial instruments linked to U.S. equities or indices that include U.S. equities. Section 871(m) provides certain exceptions to this withholding regime, including for instruments linked to certain broad-based indices that meet requirements set forth in the applicable Treasury regulations. Additionally, a recent IRS notice excludes from the scope of Section 871(m) instruments issued prior to January 1, 2023 that do not have a delta of one with respect to underlying securities that could pay U.S.-source dividends for U.S. federal income tax purposes (each an "Underlying Security"). Based on certain determinations made by us, we expect that Section 871(m) will not apply to the CDs with regard to Non-U.S. Holders. Our determination is not binding on the IRS, and the IRS may disagree with this determination. Section 871(m) is complex and its application may depend on your particular circumstances, including whether you enter into other transactions with respect to an Underlying Security. If necessary, further information regarding the potential application of Section 871(m) will be provided in the disclosure supplement for the CDs. You should consult your tax adviser regarding the potential application of Section 871(m) to the CDs.

Withholding under legislation commonly referred to as "FATCA" may apply to the payment on your CD at maturity, as well as to the gross proceeds of a sale or other disposition of a CD prior to maturity, including upon an automatic call. However, under regulations proposed in 2018 (the preamble to which specifies that taxpayers are permitted to rely on them pending finalization), no withholding will apply to payments of gross proceeds (other than any amount treated as interest). You should consult your tax adviser regarding the potential application of FATCA to the CDs.

Comparable Yield and Projected Payment Schedule

We will determine the comparable yield for the CDs and will provide that comparable yield, and the related projected payment schedule, in the disclosure supplement for the CDs. Although it is not entirely clear how the comparable yield and projected payment schedule must be determined when a debt instrument may be redeemed by the issuer prior to maturity, we have determined the comparable yield based upon the term to maturity of the CDs assuming no automatic call occurs prior to maturity and based on a variety of other factors, including actual market conditions and our borrowing costs for debt instruments of comparable maturities. Based on the foregoing, we have determined that the comparable yield for the CDs will be an annual rate of at least 2.49% compounded semiannually. **Neither the comparable yield nor the projected payment schedule constitutes a representation by us regarding the actual amount or timing of the payment on the CDs.**

JPMS's Estimated Value of the CDs

JPMS's estimated value of the CDs set forth on the cover of this term sheet is equal to the sum of the values of the following hypothetical components: (1) a fixed-income component with the same maturity as the CDs, valued using an internal funding rate, and (2) the derivative or derivatives underlying the economic terms of the CDs. JPMS's estimated value does not represent a minimum price at which JPMS would be willing to buy your CDs in any secondary market (if any exists) at any time. The internal funding rate used in the determination of JPMS's estimated value may differ from the market-implied funding rate for vanilla fixed income instruments of a similar maturity issued by us or our affiliates. Any difference may be based on, among other things, our view of the funding value of the CDs as well as the issuance, operational and ongoing liability management costs of the CDs. This internal funding rate is based on certain market inputs and assumptions, which may prove to be incorrect, and is intended to approximate the prevailing market replacement funding rate for the CDs. Our use of an internal funding rate and any potential changes to that rate may have an adverse effect on the terms of the CDs and any secondary market prices of the CDs. For additional information, see "Selected Risk Considerations — Risks Relating to the CDs Generally — JPMS's Estimated Value Is Derived by Reference to an Internal Funding Rate."

The value of the derivative or derivatives underlying the economic terms of the CDs is derived from JPMS's internal pricing models. These models are dependent on inputs such as the traded market prices of comparable derivative instruments and on various other inputs, some of which are market-observable, and which can include volatility, dividend rates, interest rates and other factors, as well as assumptions about future market events and/or environments. Accordingly, JPMS's estimated value of the CDs is determined when the terms of the CDs are set based on market conditions and other relevant factors and assumptions existing at that time.

JPMS's estimated value of the CDs does not represent future values of the CDs and may differ from others' estimates. Different pricing models and assumptions could provide valuations for the CDs that are greater than or less than JPMS's estimated value. In addition,

market conditions and other relevant factors in the future may change, and any assumptions may prove to be incorrect. On future dates, the value of the CDs could change significantly based on, among other things, changes in market conditions, our creditworthiness, interest rate movements and other relevant factors, which may impact the price, if any, at which JPMS would be willing to buy CDs from you in secondary market transactions.

JPMS's estimated value of the CDs will be lower than the original issue price of the CDs because costs associated with selling, structuring and hedging the CDs are included in the original issue price of the CDs. These costs include the selling commissions paid to JPMS and other affiliated or unaffiliated dealers, the projected profits, if any, that our affiliates expect to realize for assuming risks inherent in hedging our obligations under the CDs and the estimated cost of hedging our obligations under the CDs. Because hedging our obligations entails risk and may be influenced by market forces beyond our control, this hedging may result in a profit that is more or less than expected, or it may result in a loss. A portion of the profits, if any, realized in hedging our obligations under the CDs may be allowed to other affiliated or unaffiliated dealers, and we or one or more of our affiliates will retain any remaining hedging profits, if any. See "Selected Risk Considerations — Risks Relating to the CDs Generally — JPMS's Estimated Value of the CDs Will Be Lower Than the Original Issue Price (Price to Public) of the CDs" in this term sheet.

Secondary Market Prices of the CDs

For information about factors that will impact any secondary market prices of the CDs, see "Risk Factors — Risks Relating to the Estimated Value and Secondary Market Prices of the CDs — Secondary market prices of the CDs will be impacted by many economic and market factors" in the accompanying disclosure statement. In addition, we generally expect that some of the costs included in the original issue price of the CDs will be partially paid back to you in connection with any repurchases of your CDs by JPMS in an amount that will decline to zero over an initial predetermined period. These costs can include selling commissions, projected hedging profits, if any, and, in some circumstances, estimated hedging costs and our internal secondary market funding rates for structured issuances. This initial predetermined time period is intended to be the shorter of six months and one-half of the stated term of the CDs. The length of any such initial period reflects the structure of the CDs, whether our affiliates expect to earn a profit in connection with our hedging activities, the estimated costs of hedging the CDs and when these costs are incurred, as determined by JPMS. See "Selected Risk Considerations — Risks Relating to the CDs Generally — The Value of the CDs as Published by JPMS (and Which May Be Reflected on Customer Account Statements) May Be Higher Than JPMS's Then-Current Estimated Value of the CDs for a Limited Time Period."

Supplemental Use of Proceeds

The CDs are offered to meet investor demand for products that reflect the risk-return profile and market exposure provided by the CDs. See "How the CDs Work" and "Hypothetical Payout Examples" in this term sheet for an illustration of the risk-return profile of the CDs and "The J.P. Morgan Tech+ Dynamic BlendSM 5 Index" in this term sheet for a description of the market exposure provided by the CDs.

The original issue price of the CDs is equal to JPMS's estimated value of the CDs plus the selling commissions paid to JPMS and other affiliated or unaffiliated dealers, plus (minus) the projected profits (losses) that our affiliates expect to realize for assuming risks inherent in hedging our obligations under the CDs, plus the estimated cost of hedging our obligations under the CDs.

We intend to use the net proceeds from the sale of the CDs for general corporate purposes and, in part, by us or by one or more of our affiliates in connection with hedging our obligations under the CDs.

Supplemental Donation Information

JPMorgan Chase & Co., our parent company, and/or its affiliates ("J.P. Morgan") have previously agreed to make an unconditional and irrevocable donation of \$200,000 to Start Small Think Big to support one or several diverse entrepreneurship projects. According to Start Small Think Big, these projects are part of a larger initiative that aims to promote financial security and stimulate economic activity in marginalized communities. See Annex A in this term sheet for more information about Start Small Think Big. There is no assurance that these projects will be successful or be completed as intended. This donation and the amount of this donation are not contingent on the sale of the CDs and will not impact the final terms of the CDs.

We or our affiliates expect to realize profits for assuming risks inherent in hedging our obligations under the CDs. Some of these projected profits, if any, may be used to offset a portion of the donations.

The issuance of the CDs and the related use of proceeds described above ***are not*** intended to comply with the Social Bond Principles, June 2021 (the "Principles"). The Principles are voluntary process guidelines published by the International Capital Markets Association for the issuance of social bonds developed by a committee of issuers, investors and other market participants. ***We cannot assure you that the donations to Start Small Think Big meets your expectations concerning diversity, expectations for sustainable finance products or any criteria or guidelines with which you are required to comply.***

Supplemental Plan of Distribution

We expect that delivery of the CDs will be made against payment for the CDs on or about the Original Issue Date set forth on the front cover of this term sheet, which will be the third business day following the Pricing Date of the CDs (this settlement cycle being referred to as "T+3"). Accordingly, purchasers who wish to trade CDs on any date prior to two business days before delivery will be required to specify an alternate settlement cycle at the time of any such trade to prevent a failed settlement and should consult their own advisors.

The CDs are not intended to be offered, sold or otherwise made available to and should not be offered, sold or otherwise made available to any retail investor in the European Economic Area ("EEA"). For these purposes, a retail investor means a person who is one (or more) of: (i) a retail client as defined in point (11) of Article 4(1) of Directive 2014/65/EU (as amended, "MiFID II"); or (ii) a customer within the meaning of Directive 2002/92/EC (as amended, the "Insurance Mediation Directive"), where that customer would not qualify as a professional client as defined in point (10) of Article 4(1) of MiFID II; or (iii) not a qualified investor as defined in Directive 2003/71/EC (as amended, the "Prospectus Directive"). Consequently no key information document required by Regulation (EU) No 1286/2014 (as amended, the "PRIIPs Regulation") for offering or selling the CDs or otherwise making them available to retail investors in the EEA has been prepared and therefore offering or selling the CDs or otherwise making them available to any retail investor in the EEA may be unlawful under the PRIIPs Regulation.

Additional Terms Specific to the CDs

You may revoke your offer to purchase the CDs at any time prior to the time at which we accept such offer by notifying the applicable dealer. We reserve the right to change the terms of, or reject any offer to purchase, the CDs prior to their issuance. In the event of any changes to the terms of the CDs, we will notify you and you will be asked to accept such changes in connection with your purchase. You may also choose to reject such changes, in which case we may reject your offer to purchase.

You should read this term sheet together with the accompanying disclosure statement and the accompanying underlying supplement. This term sheet, together with the documents listed below, contains the terms of the CDs and supersedes all other prior or contemporaneous oral statements as well as any other written materials, including preliminary or indicative pricing terms, correspondence, trade ideas, structures for implementation, sample structures, fact sheets, brochures or other educational materials of ours and, to the extent of any inconsistency, any certificate of deposit disclosure statement produced and furnished by any unaffiliated dealer. You should carefully consider, among other things, the matters set forth in "Risk Factors" in the accompanying disclosure statement and "Risk Factors" in the accompanying underlying supplement, as the CDs involve risks not associated with conventional certificates of deposit. We urge you to consult your investment, legal, tax, accounting and other advisers before you invest in the CDs.

You may access these documents on our website:

- Disclosure statement dated January 29, 2015:
http://www.jpmorgan.com/directdoc/Equity_Omnibus_CD_Disclosure_Statement_2.0
- Underlying supplement no. CD-40-I dated March 3, 2022:
http://www.jpmorgan.com/directdoc/Tech_Dynamic_Blend_5_Index_Underlying_Supplement_CD_40_I.pdf

You may access information related to the audited Consolidated Financial Statements of JPMorgan Chase Bank, N.A. as at December 31, 2021 and 2020 and for each of the three years in the period ended December 31, 2021 at the following URL:

- http://www.jpmorgan.com/content/dam/jpm/structured-products-documents/2021/JPMorgan_Chase_Bank_NA_Consolidated_Financial_Statements2021.pdf

As used in this term sheet, "we," "us," "our" and "JPMorgan Chase Bank" refer to JPMorgan Chase Bank, National Association.

Start Small Think Big

J.P. Morgan has previously agreed to make an unconditional and irrevocable donation of \$200,000 to Start Small Think Big to support one or several diverse entrepreneurship projects. According to Start Small Think Big, these projects are part of a larger initiative that aims to promote financial security and stimulate economic activity in marginalized communities. There is no assurance that these projects will be successful or be completed as intended. This donation and the amount of this donation are not contingent on the sale of the CDs and will not impact the final terms of the CDs.

We have derived certain information about Start Small Think Big (SSTB) set forth below including, without limitation, the business owners supported by SSTB, the services offered by SSTB and SSTB's mission from publicly available information, without independent verification.

SSTB's Mission

SSTB states that small businesses make a big difference; support families, neighborhoods and economies; and put power in the hands of the community; however, SSTB notes that small businesses face big hurdles. SSTB states that it helps entrepreneurs with high potential and limited access to the resources needed to create thriving and sustainable businesses by providing legal, financial and marketing assistance, at no cost. SSTB has described its services and the business owners that benefit from these services in the diagram below:



What services are provided by SSTB?

Examples of services provided by SSTB that J.P. Morgan's fixed donation is intended to benefit is described below:

Legal Services	Corporate Risk Assessment, Entity Selection/Formation, Corporate Governance, Commercial Leases, Employment, Intellectual Property and Contracts
Financial Services	Financial Systems & Management, Projections and Planning
Marketing & Sales Services	Digital Marketing Strategy, Social Media Strategy, Website Audit & Brand Assessment, Online Advertising, Logo & Website Design, Sales Opportunities, Distribution & Sales, Digital Analytics and Search Engine Optimization

There is no assurance that SSTB's stated mission of helping entrepreneurs with high potential and limited access to the resources needed to create thriving and sustainable businesses will be achieved or that any business supported by SSTB will be successful or positively impacted by J.P. Morgan's donations.

J.P. Morgan's donations **are not** intended to comply with the Social Bond Principles, June 2021. These donations are not a Commercial Co-Venture with SSTB.